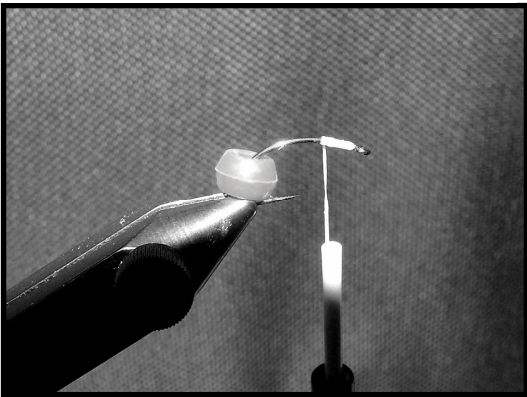


# Unreal Egg, aka Veiled Egg

By: Rex Lengacher

Hook: Mustad Signature C49S, size 12  
Bead: Glass or plastic beads, red, yellow, white  
Body: McFly Foam in cheese, peach, pink,  
Thread: White or color to match yarn. 6/0 or 8/0


Step 1. Place bead on hook and wrap thread back to half-way between the eye and the point of the hook.




Step 2. Thin the McFly foam until you have a strand the size of a pencil. Run the eye of the hook into the end of the McFly and tie in.



Step 3. Move the bead up to the McFly and then run the thread behind the bead and wrap back to middle of the bend.



Step 4. Separate the McFly foam and pull back over bead to form a thin veil over the bead. Tie in behind the bead and whip finish.



Step 5. Trim excess McFly from hook and even out to form a uniform thin veil of yarn over the bead.



## How to fish the Unreal Egg

This fly can be fished on a dead drift with either a sinking or floating line. It can also be fished under an indicator. Small shot can be added about 8 - 10 inches above the fly to get it down in swifter currents. This might be a good pattern to try on those Spring run Steelhead.