


Twister Chartreuse


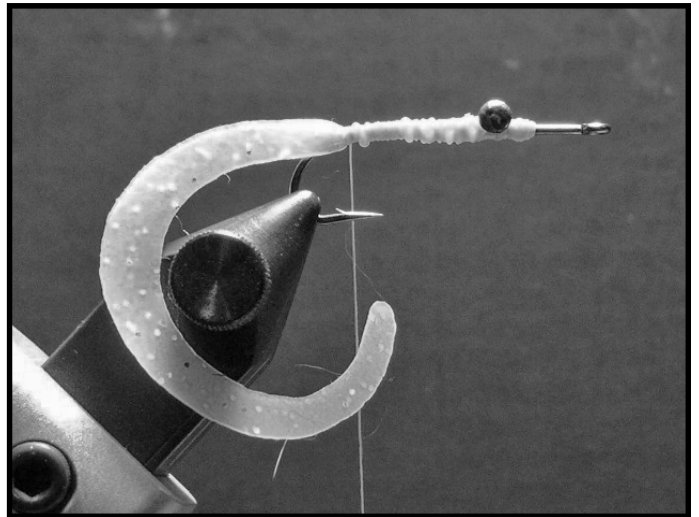
By: Don Privett

Hook	9395 size 8- 12
Thread	3/0 Chartreuse
Eyes	Small dumbbell
Tail	Fly Tail Chartreuse
Body	Opal Estaz Chartreuse



Step 1: Start the thread about 1/3 back the shank of the hook and build two small balls of thread to place the eyes between. Then tie in the eyes using figure of eight wraps. Move the thread back to the bend of the hook

Step 2: Tie in the tail with the curl down, so that it curls the same way as the bend of the hook. Then tie in the Estaz



Step 3: Wrap the Estaz forward to just in front of the eyes and tie off. Form a tapered thread head and whip finish.

This is a quick and simple fly to tie and the Smallmouth Bass just love it. Fish this fly across and down letting it swing on the current giving it an enticing twitch every few seconds. When it tails out and the end of the swing retrieve it with quick jerky strips.