



Foam Spider

By: Don Privett

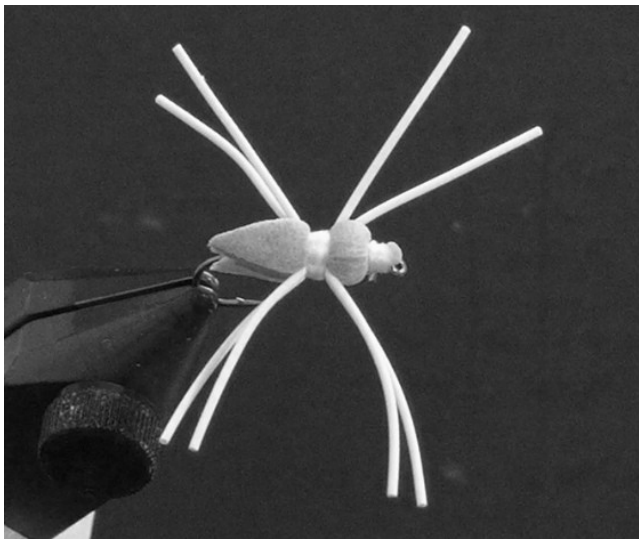
Hook: Mustad 94840 size 12
Thread: White waxed
Body: Chartreuse craft foam, 2 layers
glued
Legs: Medium round rubber, white



Step 1: Start the thread behind the eye of the hook and wrap back to the bend, then 2/3 of the way back up to the eye.



Step 2: Tie the foam body down creating a small flat space for the legs, then wrap the thread under the hook



Step 3: Take the thread back to the middle of the body and tie in the legs. Whip finish and cut the thread. Lift the legs and cut to desired length all together.

This is a great pattern for summer bluegill and small bass. Twitch the fly to mimic a struggling insect trying to break the water surface. Vary your colors based on lighting conditions and the mood of the fish.