

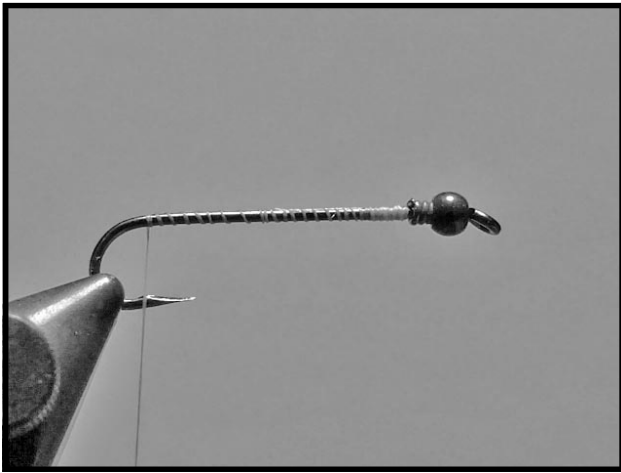
# DP's Glass Minnow

By: Don Privett

Hook:  
Bead  
Weight  
Thread  
Underbody  
Body

## Material lists

4xl streamer hook size 12  
1/8 inch black  
.020 Lead wire  
White 6/0  
Opal Tinsel sz. Large  
White Polar Fibre




Step 1. Place the bead on the hook with the larger opening toward the back. Wind about 6 wraps of .020" lead wire onto the hook and push it up inside the opening in the back of the bead to hold it forward against the eye of the hook. Then start the thread behind the bead and wrap it to the bend of the hook.

<


Step 2. At the bend of the hook tie in the opal tinsel then wind the thread forward to the bead. Wrap the tinsel forward to the bead and tie off.

>



Step 3. Tie in a sparse amount of Polar Fiber. The Polar Fiber must be thin enough to allow you to see the tinsel underbody. Whip finish and then trim the Polar Fiber to shape.

<



Tie this pattern in various sizes for Crappie, Blue Gill, White Bass, Large Mouth Bass, and Trout. You can also experiment with different color combinations of tinsel, beads, and Fiber.