



# Copper John Midge

By: Don Privett


Hook	Scud style hook size 16-22
Bead	3/32 gold
Thread	Brown 6/0
Tail	Olive Goose biot
Body	copper, black, olive fine wire
Thorax	Antron dubbing, bluegrass color
Wingcase	Med. Pearl tinsel
Legs	mini #0 , speckled tan




Step 1: Place bead on hook and start thread behind the bead. Wrap back to the middle of the hook bend and tie in two biots to form the tail. Use plenty of thread to build a slight underbody.



Step 2: Tie in 1 copper, or one each black and olive wire and wrap forward to the thorax. Tie off and bend the wire back and forth to break it rather than cutting.



Step 3: Tie in tinsel for wingcase and rubber legs. Dub between legs to split them as shown.



Step 4: Bring the tinsel wingcase over the dubbed

Winter and early spring are great times to fish this fly. Dead drift it near the bottom with a strike indicator.